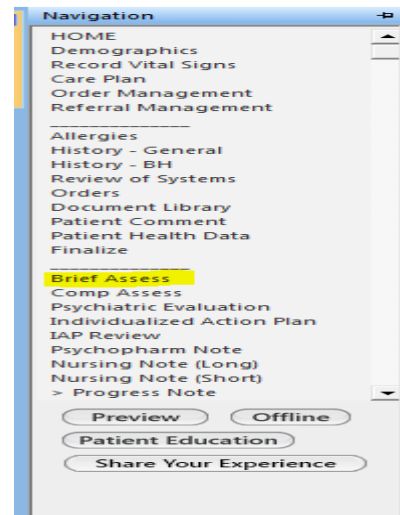


# Medication Assisted Treatment (MAT) for BH

Presenter: Dot Branhan

# Where do we document the MAT?

- Brief Assessment
- The Brief Assess can be accessed from the left navigation bar using Behavioral Health as the Specialty & any visit type. It can also be configured to launch from the Sub-Nav, if you so desire
- This is the template we have been suggesting as the best workflow since its release in 8.3.10



# Where do we document the MAT?

09/28/2017 10:43 AM : "BH - Brief Assessment" x



Care Team

Specialty Behavioral Health Visit Type Psychotherapy - Individual

TOB HTN DM CAD

Progress Note Comp Assess IAP IAP Review Relapse Prev Finalize Checkout

Care Guidelines Global Days Panel Control: Toggle Cycle

General	▼
Presenting Concerns	▼
Histories	▼ 
<b>Substance Use/Addictive Behavior History</b>	▼
Trauma History	▼
Mental Status Evaluation	▼
Risk Assessment	▼ 
Assessment/Diagnosis	▼
<b>Treatment Plan</b>	▼
Signatures	▼

Behavioral health billing:  
Please enter Start and End time in HH:MM AM/PM format (e.g. 9:00 AM or 3:30 PM)


Start time:   End time:   Duration:

Service performed by:  //  Service description:  Service code:  Time-based:  No  Yes

Submit to Superbill Generate Document

# Where do we document the MAT?

- The two panels you will use specifically to document the MAT are:
  - Substance Use/Addictive Behavior History

**Substance Use/Addictive Behavior History** 

None reported [v Substance Use](#)

Does individual report current use or a history of any of the following? *If yes to any of the following, complete Substance Use*

Illegal drug  Prescription drug  Non-prescription (otc)  Gambling  Other

Drinks alcohol?  No  Yes  Formerly [Tobacco Usage](#)

# Where do we document the MAT?

- Treatment Plan

### Treatment Plan

[IAP | IAP Review](#)

**Goals, Objectives and Interventions**

*Add a new goal, objective and intervention and then click "Add To Grid" to display in the grid below. Updates can be made from IAP or IAP Review template.*

Functional area:  \* Goal:

Objective:   
*Characters left: 200*

Intervention:   
*Characters left: 200*

Display goal status of:       Display objective status of:       Display intervention status of:

Item	Description	Status	Documented By	Date	Time


**Orders/Assessment/Plan**

▶ View of All Orders

Ordered	Status	Order	Timeframe	Comments
01/06/2017	completed	CA 125, Serum (Serial)		
01/06/2017	ordered	CA 125, Serum (Serial)		

# Where do we document the MAT?

- On the Substance Abuse/Addictive Behavior History panel you will fill out the fields & click on the Substance Use link to launch the BH Substance Use Assessment pop-up template

**Substance Use/Addictive Behavior History** 

None reported v Substance Use

Does individual report current use or a history of any of the following? *If yes to any of the following, complete Substance Use*

Illegal drug  Prescription drug  Non-prescription (otc)  Gambling  Other

Drinks alcohol?  No  Yes  Formerly Tobacco Usage

# Where do we document the MAT?

- You will fill out the appropriate panels to document the use on the BH Substance Use Assessment pop-up

The screenshot shows the 'BH Substance Use Assessment' application. The main window has a title bar and a 'Panel Control' section with 'Toggle', 'Cycle', and other icons. The main content area is divided into several panels: 'Program Name', 'Chemical Use/Abuse History', 'Substance Use', 'Tobacco Use', 'Gambling/Other', 'Impact of Substance Use/Addiction', and 'Toxicology Screen'. A pop-up window titled 'Program name' is open over the 'Program Name' panel, listing several program types: 'add your program names', 'Case management program', 'Counseling program', 'Day treatment program', 'Residential treatment program', and 'Substance abuse program'. A 'Close' button is at the bottom of the pop-up.

# Where do we document the MAT?

- Next you will complete the Treatment Plan panel. This will allow it to print on the document

### Treatment Plan

Goals, Objectives and Interventions IAP | IAP Review

*Add a new goal, objective and intervention and then click "Add To Grid" to display in the grid below. Updates can be made from IAP or IAP Review template.*

Functional area:  \* Goal:

\* Objective:   
*Characters left: 200*

\* Intervention:   
*Characters left: 200*

Display goal status of:       Display objective status of:       Display intervention status of:

Item	Description	Status	Documented By	Date	Time
Goal 1	Monitor Controlled Substance use	new	NEXTGEN Y. Admin	10/09/2017	12:18 PM
- Objective	Monitor the Controlled Substance use	new	NEXTGEN Y. Admin	10/09/2017	12:18 PM
-- Intervention	Keep track of number of prescriptions written for patient	active	NEXTGEN Y. Admin	10/09/2017	12:18 PM



# Where do we document the MAT?

- That's it. No changes to Workflow or previous recommendations.
  - EASY PEASY
- Please let us know if you have any questions.



# Thank You

